

What is happening in our sector

Graham Hasting-Evans

M.Sc. C.Eng MICE FIC-CMC

President of BACH, CE of NOCN Group

Economic environment : Construction

- In 2025, the UK construction sector faced challenges but showed signs of growth, with output increasing by approximately 1.5% year-on-year in the latter part of the year
- Construction inflation was 2.7% in 2025
- February saw a decline in house building
- Still slow on infrastructure projects, but expected to pick up
- Stream of liquidations
- UK construction output in 2026 is expected to grow modestly, with forecasts ranging from 2.8% to 10% depending on sector, led by infrastructure, retrofit, and public works. Domestic market stable.
- Impact of Iran War?

CSMB

Infrastructure	Housing	Commercial	RMI	Engineering	Manufacturing & Merchenting	Building Services	Specialists	Consultancy	Worker voice
Leo Quinn Balfour Beatty	Jennie Daly Taylor Wimpey	Katy Dowding Skanska	Lucas Critchley Mears	Nigel Cann EDF	John Sinfield Etex	Mark Lawrence T Clarke	Julie White D Drill	Jerome Frost Arup	Jason Poulter Unite
CECA	HBF	Build UK NFB	NHIC FMB	ECIA	CPA BMF	ECA EBSSA	FIS NAS	ACE CIC	Unite GMB

DfE (England)

- V Levels at level 3 – 2027/8 onwards ?
- Two new level 2 “pathways” one designed for young people who progress straight into the workplace, and another for those wishing to progress to level 3 courses
- Changes to English and Maths - with Stepping-stones - Questions the future of FS
- 14 more TECs in high-growth sectors, on top of the 10 CTECs and 5 defense TECs
- New regional teams to improve standards in FE colleges
- NEETs & Youth Guarantee
- Apprenticeship funding changes - DWP

EPA Streamlining

- Employers & Skills England working on a list of Standards

Simplified Assessment Plans

Moving towards one mandatory assessment method with optional secondary methods, reducing complexity for providers and apprentices alike.

Employer Validation of Behaviours

Behaviours are now validated directly by employers, reducing the EPAD's direct assessment burden and placing accountability where it belongs.

Focused KSB Coverage

Assessment organisations no longer need to test every Knowledge, Skill, and Behaviour in every task – coverage is ensured across the total assessment suite.

Eliminating Double Assessment

Where a mandatory qualification already covers the required KSBs, it becomes the sole assessment method – removing unnecessary duplication.

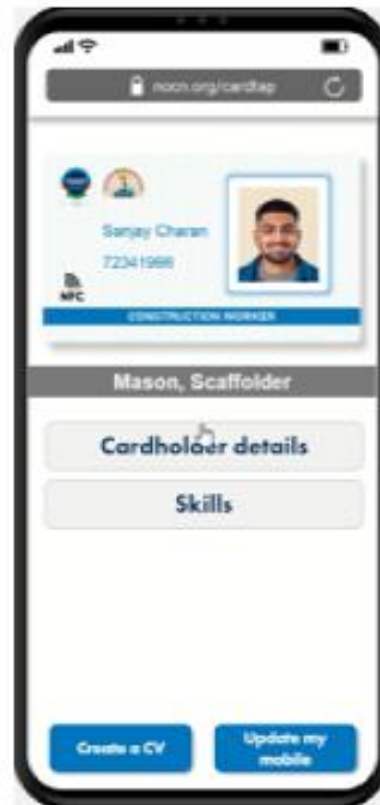


Big Data Insights and Skills Passport

We are bringing together all our technologies under a consolidated Skills Passport offer



Card for primary occupation / role but holds key to passport entry through NFC technology or QR code depending on territory needs



Card can be tapped on a phone to access the skills passport



Logbook entries to ensure skills and competencies are up to date

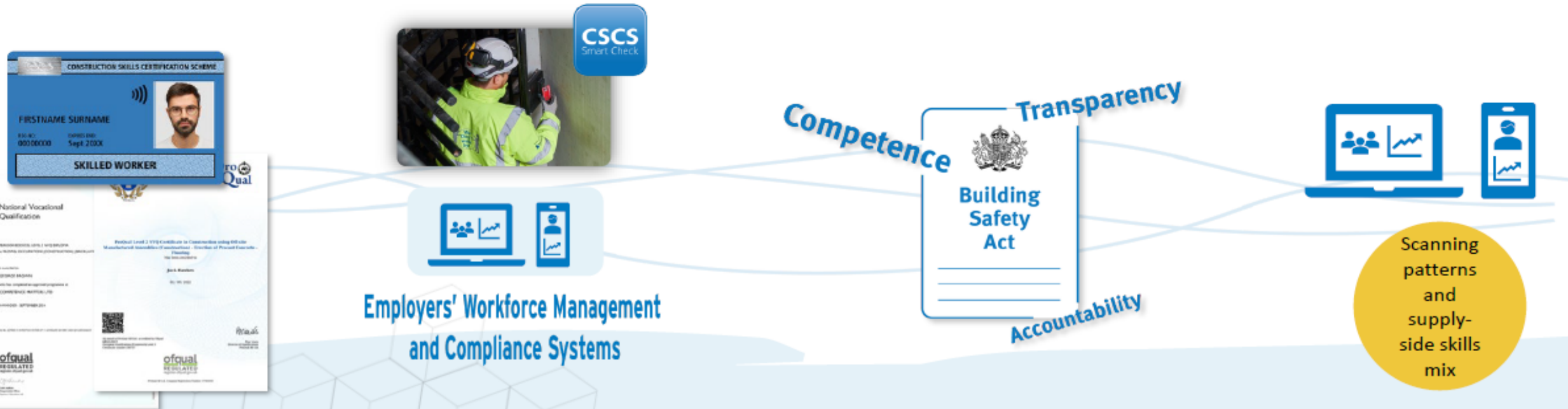




Matching the scale and complexity of the Built Environment

CSCS Infrastructure allows the industry to monitor clear pathways, target training investment and provide employer confidence.

- ✓ CSCS Smart Check provides one source of competence verification for cards across construction and the Built Environment
- ✓ The CSCS Alliance works to one set of consistent standards, set by the Construction Leadership Council
- ✓ Reduced risk of fraud thanks to digital verification of cards and qualifications
- ✓ Unified visibility of competence and ability to track carding journeys of early-career entrants to inform funding decisions





Industry's Border Control Technology

Construction's equivalent to the passport control e-gates

Digital Smart Card
verified, allowing
access to site



The infrastructure and application works in all settings:- Site, Office, Domestic & RMI

CSCS Smart Check verifies qualifications, skills, and training



Modernising from analogue to digital verification is a key milestone to the industry vision of reliable careers, safe workplaces and consistent standards.

A unified digital ecosystem reduces fraud, increases reliability, and improves productivity, with CSCS Smart Check providing a system-wide backbone to deliver that reliability at scale.

CSCS infrastructure is used by major Tier Ones already, as the single source of truth for competence verification and can enable the industry to deliver measurable improvements in skills, safety and workforce mobility.

37 CSCS Alliance Card Schemes



Workforce
Deployment

Skills

Training

Use of data to
drive key decisions





Workforce Insights

2.32M

Count of cards

Card Date Issued

Card Date Expiry

Card Group

Qual Lvl

Age Group

Country

01/07/2020

30/06/2025

01/07/2020

30/06/2030

All

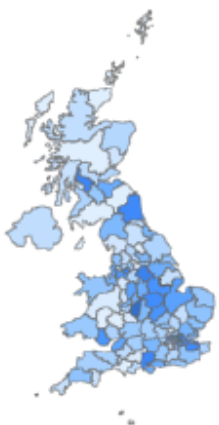
All

All

All

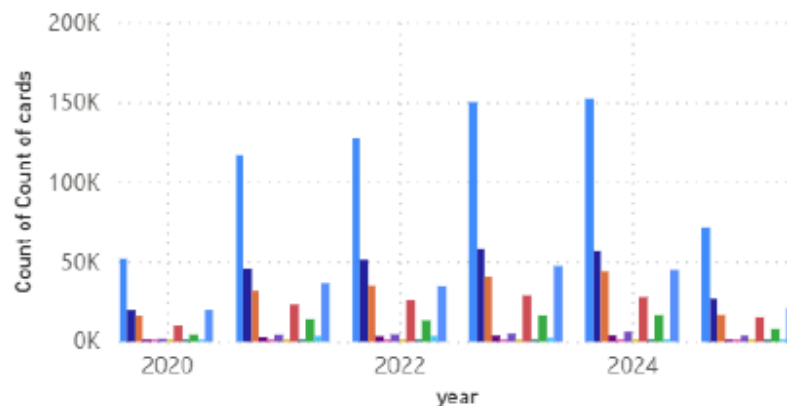
Location

Low High

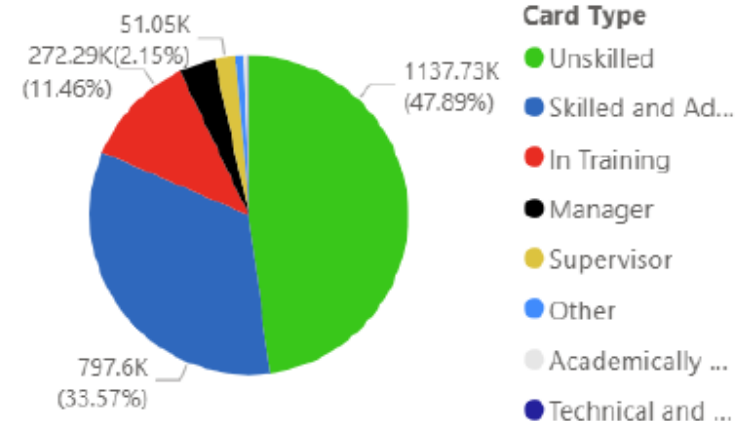


Cards issued each year by highest qualification

Highest Qualifi... 1 2 3 4 5 6 7 Academi... IA

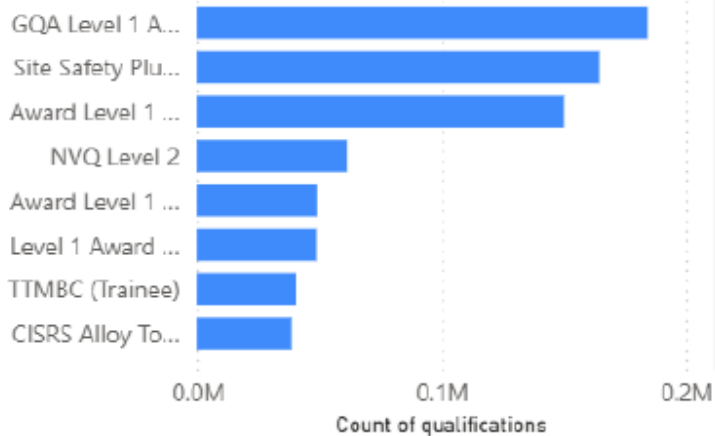


Number of Card Types (Generic)



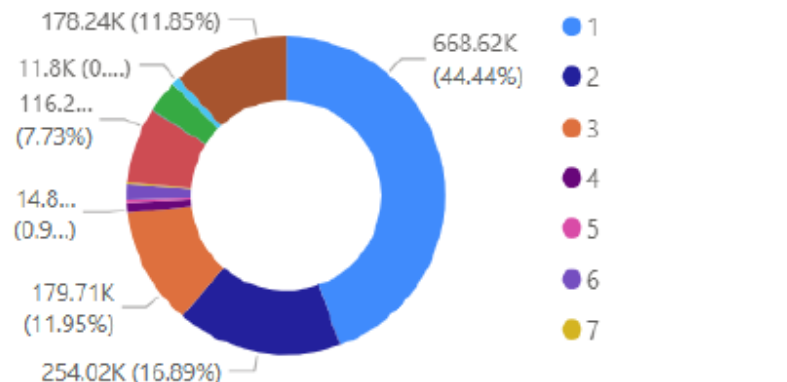
Qualification Name

Qualification



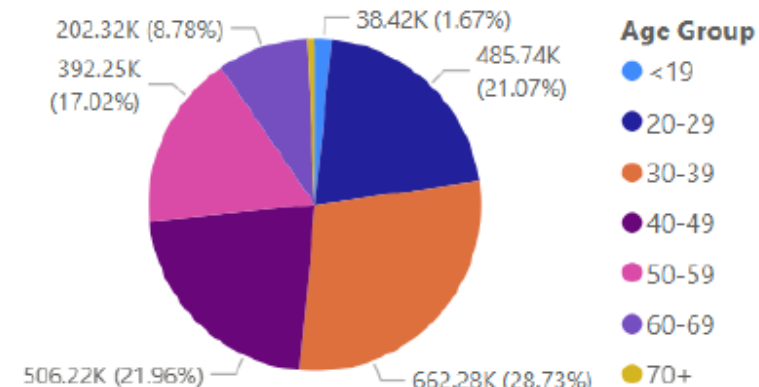
Highest level of qualification

Qualification Level



Age of Cardholders

Age Group





Workforce Insights

Card date issued

Card Date Expiry

Occupation L...

Qual Lvl

Age Group

Country

01/01/2023

31/12/2023

01/01/2023

30/06/2030

All

All

All

All

4975

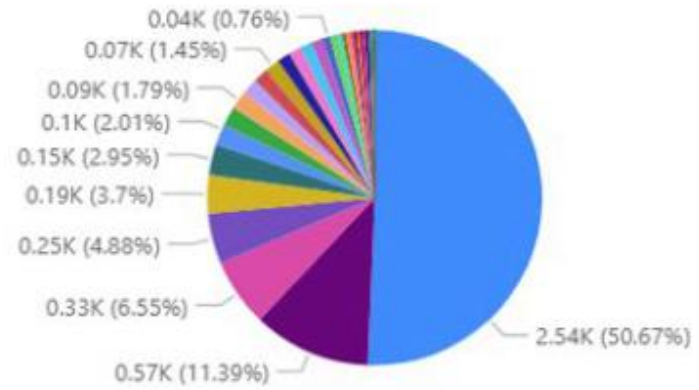
Count of cards

Location

Low High



Occupation



Occupation type

- Site Labourer
- Plant Operatives
- Wood trades and interior...
- Plumbing and HVAC tra...
- Temporary Traffic Mana...
- Bricklayers
- Scaffolders

Postcode Area	Area covered	Count
L	Liverpool	4975
Total		4975

Occupation type	Count
Site Labourer	2544
Plant Operatives	572
Wood trades and interior fit-out	329
Plumbing and HVAC trades	245
Temporary Traffic Management	186
Bricklayers	148
Scaffolders	101
Specialist building operatives nec*	94
Painters and decorators	90
Trainee - Scaffolders	74
Civil Engineering Operative nec	73
Total	4975



Workforce Insights

Age 18 25

19.70K

Count of cards

Card Date Issued: 01/07/2020 - 30/06/2025

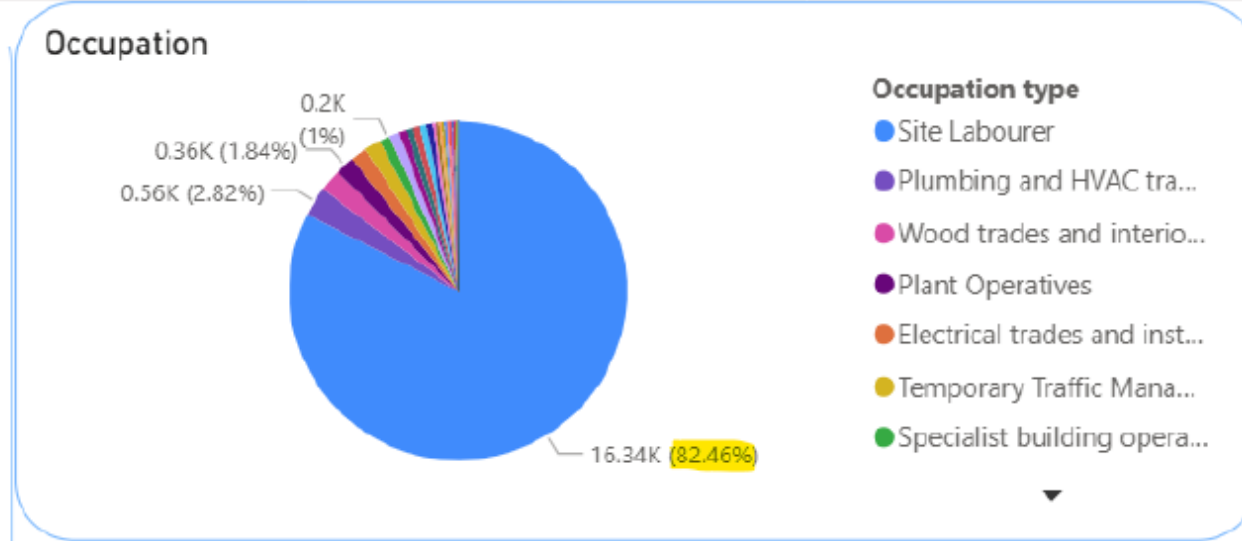
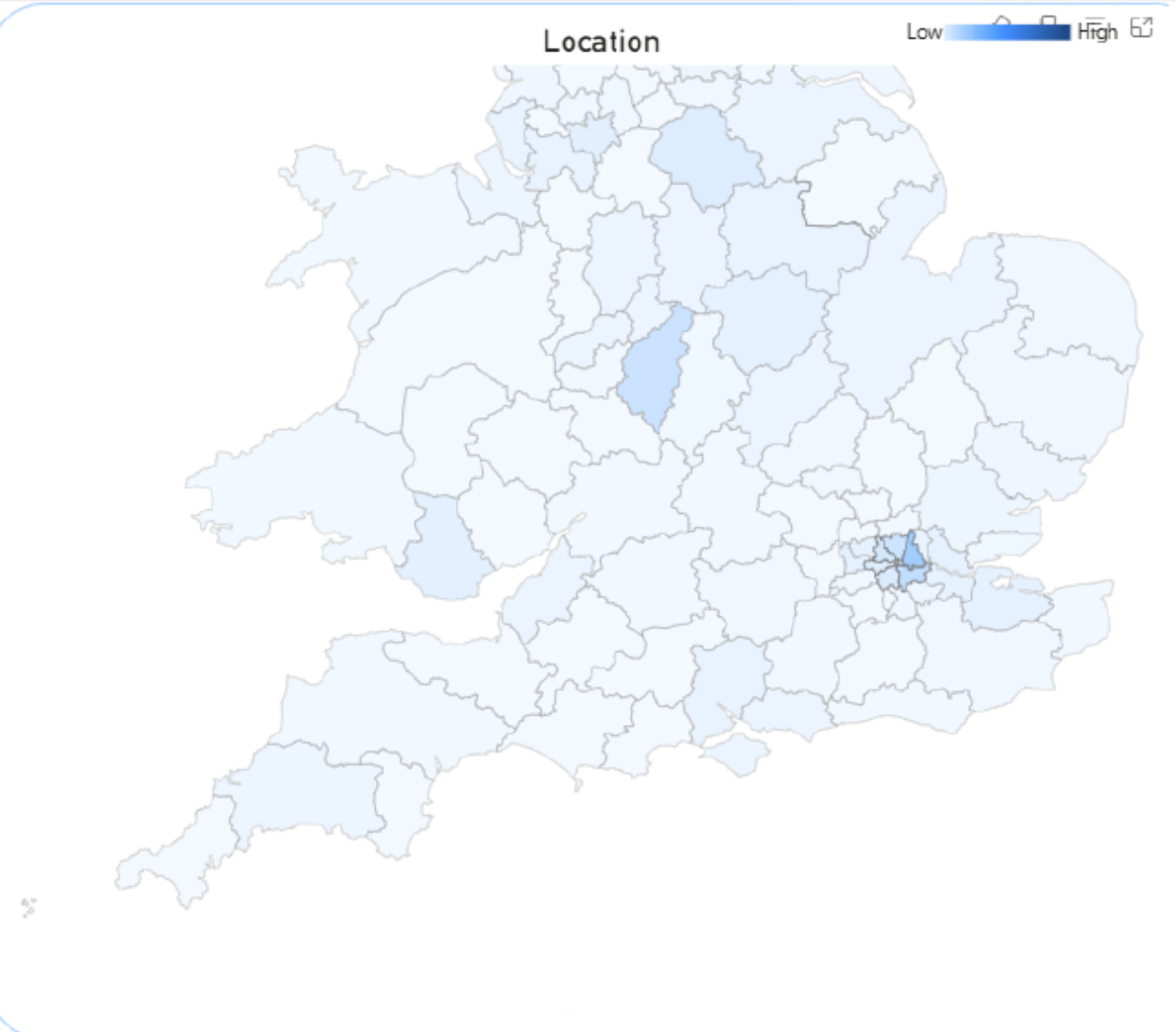
Card Date Expiry: 01/07/2020 - 30/06/2030

Occupation t...: All

Qual Lvl: All

Age Group: All

Country: All



Postcode Area	Area covered	Count
E	London E	6389
EC	London EC	813
N	London N	2949
NW	London NW	2291
SE	London SE	3817
SW	London SW	1845
W	London W	1513
WC	London WC	79
Total		19696

Occupation type	Count
Site Labourer	16335
Plumbing and HVAC trades	558
Wood trades and interior fit-out	418
Plant Operatives	364
Electrical trades and installation	312
Temporary Traffic Management	307
Specialist building operatives nec*	199
Trainee - Scaffolders	186
Surveyors	145
Bricklayers	134
Civil Engineering Operative nec	130
Total	19696